

Kaltura

[Kaltura](#), [Video](#), [Video annotations](#), [Video Editor](#), [Multimedia](#), [Screencast](#), [Slidecasting](#) and [BigBlueButton](#) should be re-organised.

Note: documentation about what Kaltura does should be moved to doc:[Kaltura](#) and keep this pages for what we want Kaltura to do in the future as per [Where](#). A generic page about video topics in tiki development can be found here: [Video](#)

Tiki-Kaltura integration

The initial integration was started in [Tiki4](#) and improves with each version.

The aims of this project

To bring a wiki approach to video within the Tiki framework.

The goal of this project is to enable videos to be edited within a Tiki page, similar to the text, by multiple collaborators. Editors can add voiceovers, insert clips, cut-and-paste and rearrange clips, add subtitles/other effects. This project will make use of Kaltura platform.

Kaltura can be used as platform for collaborative video editing which allows users to edit videos within a Tiki page.

The functions required for the integration are:

Adding Videos: [media-wiki extension](#) [↗](#) allows users to upload video files and configure the player properties like size, alignment. It allows us to embed within the wiki page. We require developing similar extension for Tiki so that users can upload videos from their computers or kaltura network site like YouTube, MySpace etc and embed them in their Tiki page.

User Access Control: Kaltura's Drupal module has this feature. We can set user permissions to view, edit videos. A similar extension for Tiki need to be built, to implement.

Admin Panel: An admin panel can be provided to configure and set up kaltura in Tiki similar to one provided in Drupal module.

These features will be implemented using Kaltura's Software Development Kit referring the existing modules.

Gallery Views: We can have modules to show a gallery of all uploaded videos with different filters like Category, Most Recently Viewed, Most Popular, Highly rated etc.

Skin Template: Using [The Kaltura Dynamic Media Player](#) [↗](#) a user who wishes to have a Tiki page with a skin can embed any video stream within it. There can be different templates as well. Per example, one can, with ease, quickly copy/paste Tiki syntax code lines within a Tiki Wiki page, insert the said code and embed a video object such as the ones we find in most web sites (YouTube and Co.)

Who

Active

- The people at Kaltura are very open and helpful
- Nelson Ko
- Jonny
- [Daniel](#)
- luci
- Etienne
- Marc

- you?

Participated previously

- Nagendra - GSOC 2009 student
- Matthew - GSOC 2009 student's supervisor


TikiFestKaltura2012

More info at [TikiFestKaltura2012](#)

Top remaining requests

2012-12

HTTPS/SSL

- When site is in HTTPS/SSL, Kaltura doesn't load in Chrome -> but there is a way for this to work: <https://tv.tiki.org/Test+embed+with+HTTPS+and+HTML5>
 - I temporarily put <https://www.kaltura.com/> instead of <http://www.kaltura.com/> and we are OK for now. There should two prefs as per 

```
{flash type="url" movie="display140" width="1047" height="728"}
```

Toolbar

- Kaltura tool should be in [toolbar](#) when Kaltura is activated

2012-09

- Plugin: Specify the delivery type
- Plugin: Specify bitrate

HTML5/Mobile

[+]


PluginKaltura

- See also: <https://github.com/kaltura/EmbedCodeGenerator>
- There should be a tool on the toolbar (PluginKaltura?) to let me upload a video or record from my webcam
 - See thread from Zohar for ideas about this
 - v1.0 added plugin to trunk in r41617 (toolbar version now more possible)
- Params to be added to PluginKaltura
 - ~~Width~~ done
 - ~~Height~~ done
 - ~~Alignment (left, center, right)~~ (r41609 in trunk, also did float while i was there *JB*)
 - ~~PlayerID~~ done
- PluginKaltura should let me browse all existing videos to pick one (like File Galleries) (low priority)

Others

- Make sure most recent video plays at http://nexttv.tiki.org/tiki-list_kaltura_entries.php?list=media&view=browse
- Handle different XML for KCW
 - How do we make the TOU request optional? (In many sites, it should be for all content, so no need to do just for video) Need different XML (or realtime modification of XML before being used





in kalturalib) and need to set wiki page for content of TOU (the url need to be added to flashvars) request.

- Review UI/workflow of adding an entry. After adding, there should be a link to view them and/or to get the embed code (like for File Galleries)
 - There is a button above (we could move it below)
- Add clipping and trimming feature from <http://demo.kaltura.com/showcase/> 
- Other features there are nice to have as well...
- Create Tracker front-end to upload and display videos, a linked videos/Kaltura field which support linking of more than one to the tracker item, display mode of the field will show all the videos.
- Remove things related to remixes because this is phased out
 - Mostly done but still some cleanup would be good. And dealing with upgrades...

Dogfood

- cleanup tv.tiki.org
 - Copy all data from current Kaltura CE instance to SaaS
- ~~setup Kaltura for all *.tiki.org domains~~ done



Administrative

- We should be listed at <https://corp.kaltura.com/free-trial/thankyou> 
- [update info on Kaltura site](#) 
 - Google site:kaltura.org tiki and clean up everything
 - Google site:kaltura.com tiki and clean up everything
 - <http://exchange.kaltura.com/content/video-media-feature-tiki-wiki-cms-groupware> 
 - http://www.kaltura.org/project/Tiki_Wiki_CMS_Groupware_integration 
- transfer license handling to [Legal Team](#)
- Frenzy follow-up

Questions

- Views and plays reported in Tiki are always at 0
 - Is this because there is a lag in the stats and I have a new account?
- Should browse be the default? (instead of list)
- What is import/export policy for kaltura.com hosted? (so to move from SaaS to self-hosted and back)
 - Get in touch with Kaltura and they routinely set up things like this.
- what should be size of player? 400 x 330

Medium term

- [PluginSubTitles](#)
- The Kaltura categories should map up to Tiki categories
 - This will provide category permissions
 - Categories should be indicated at tiki-list_kaltura_entries.php
 - Categories should be modifiable via Tiki
- Kaltura assets should show up in search results
 - Should be added to <http://doc.tiki.org/Search+Index>  and be useable via <http://doc.tiki.org/PluginList> 

Long term

- Add [Cue Points](#)  support
- admin panel

- KDP UI Configuration ID: should become a drop down instead of current copy-paste
- Capture from webcam is awesome. How about the same idea but to capture part of the screen? This would make it so easy to embed documentation videos [Screencasts](#) like <http://www.screencast-o-matic.com/> [↗](#)
- The Kaltura tags should work with Tiki [tags](#)
- Playlists could be managed in Tiki via API
 - Immediate workaround is ruled-based playlists: Ex.: add a bunch of videos with the same tag, and make a playlist from that.
 - Code was started [here](#) [↗](#)
- <http://babin.co.il/kaltura/kdp-overlays/> [↗](#)
- Embed code should only be visible if you have some sort of post or edit rights
- `tiki-list_kaltura_entries.php` when clicking to view the video, it should be in a lightbox
- Download link should offer a list of all the flavors and offer that. See `C#` code to check list of all flavors

Bugs

- [Search bugs](#)
- [List here](#)

Won't fix

- When changing the meta data of a video from within Tiki6: (on Centos5) `tiki-kaltura_video.php?mediaId=1_pfk6votq&action=edit` -> Fatal error: Argument 2 passed to `KalturaMediaService::update()` must be an instance of `KalturaMediaEntry`, called in `/var/www/html/tiki-kaltura_video.php` on line 160 and defined in `/var/www/html/lib/videogals/KalturaClient.php` on line 14138
 - This is likely caused because of old version of PHP
- Language: if Tiki is currently in French, it should request the French version of the player (for labels, not the video)
 - There doesn't seem to be a translation system. You need to create your own player for each language
 - Ok, never mind, we'll just focus on HTML5 player

Related

- [Realtime](#)
- [BigBlueButton](#)
- [BigBlueButton Dogfood](#)
- [Opencast](#)

Links

- <http://www.kaltura.org/kalorg/kaltura-api-clients-sample-code/php/> [↗](#)
- http://www.kaltura.com/api_v3/testme/index.php [↗](#)
- <http://www.kaltura.org/kalorg/> [↗](#) "use the generators" (says Zohar)
- [Kaltura CE](#)
- <http://blog.kaltura.org/create-ks-protected-videos-with-free-preview> [↗](#)
- [Launch a Corporate YouTube as Part of your Social Enterprise Strategy](#) [↗](#)
- <http://knowledge.kaltura.com/how-handle-kaltura-server-notifications-php> [↗](#)
- <http://demo.kaltura.com/showcase/> [↗](#)
- <http://blog.kaltura.org/how-to-increase-video-seo-using-in-video-chapters-driven-by-cue-points> [↗](#)
- [The ideal integration: Zohar Babin on Facebook](#) [↗](#)

- <http://mozillapopcorn.org/maker/> 
- <http://mediaelementjs.com/> 

Alias

- [Collaborative Video editing](#)
- [Kaltura CE](#)